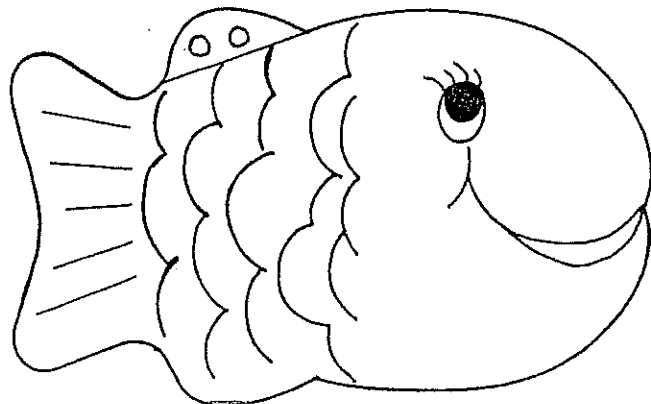

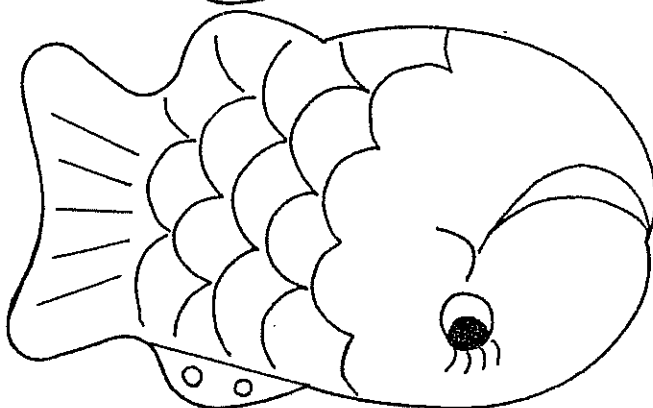
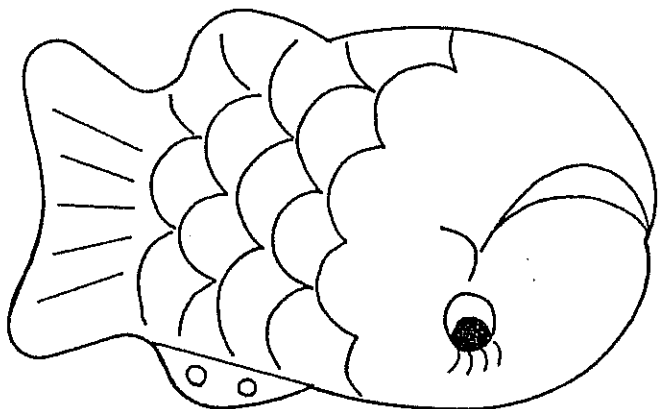







Fishing Review



MINUET 1

Watch slurs.

TWINKLE (ANY VARIATION)

Check playing position.

MINUET 2

Pay attention to dynamics.

LIGHTLY ROW

Keep bow straight.

MINUET 3

Watch C#.

SONG OF THE WIND

Keep bow straight.

HAPPY FARMER

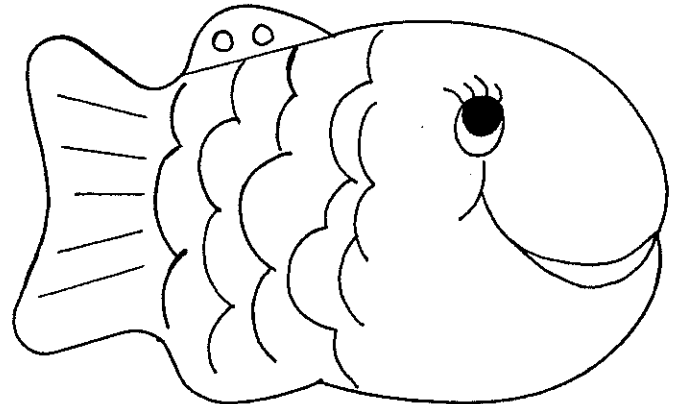



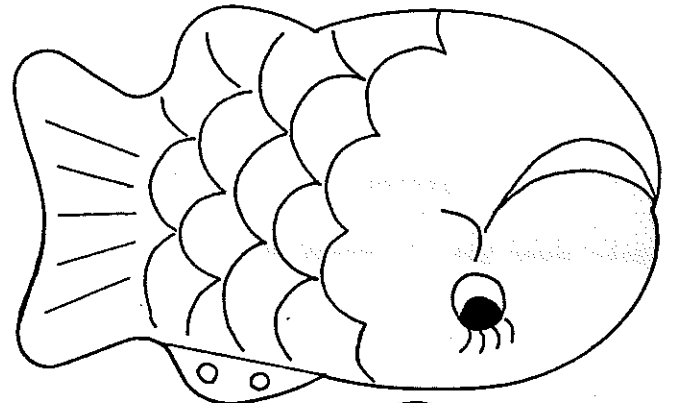
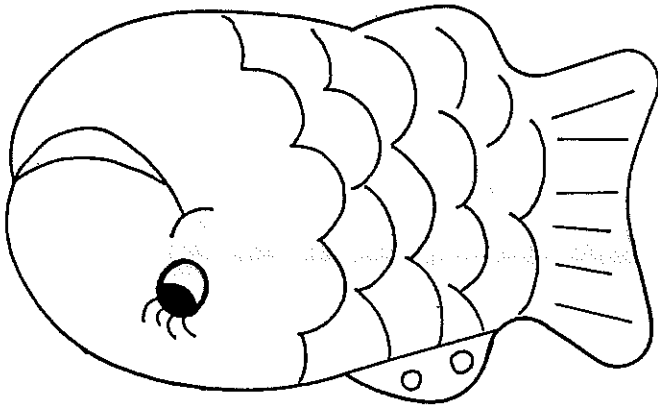

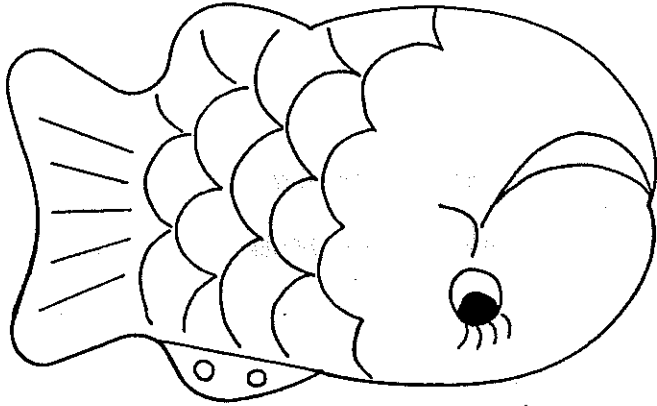


Check bowing.

GO TELL AUNT RHODY

Make sure in tune (on tapes).

GAVOTTE

Watch articulation. (Smooth versus staccato bowings.)



MAY SONG

Watch Bow Distribution

LONG, LONG AGO

Check bow hand. Is the thumb curved, 4th finger on wood of bow and hand relaxed.

ALLEGRO

Make sure bow is straight

PERPETUAL MOTION

Play staccato

ANDANTINO

Observe ☺

MAY SONG

Check Dynamics

LONG, LONG AGO

Check your lifts.

ALLEGRO


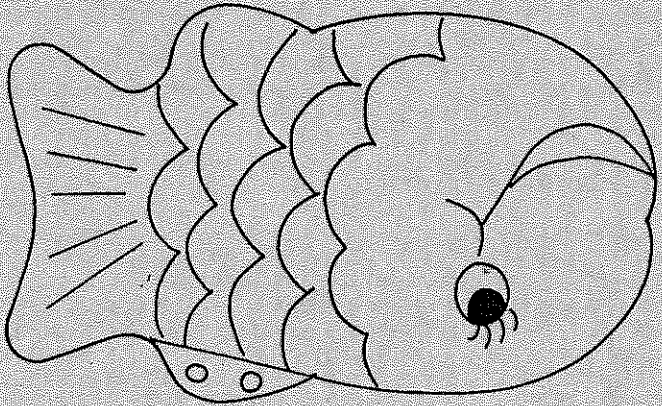
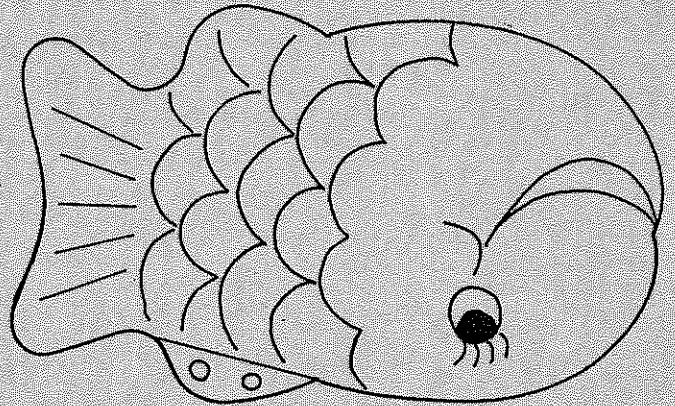
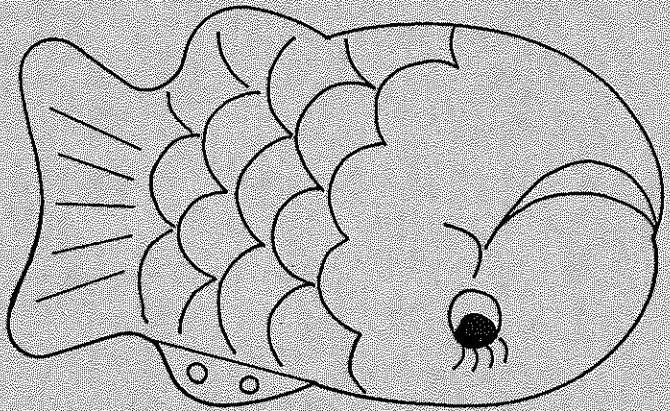

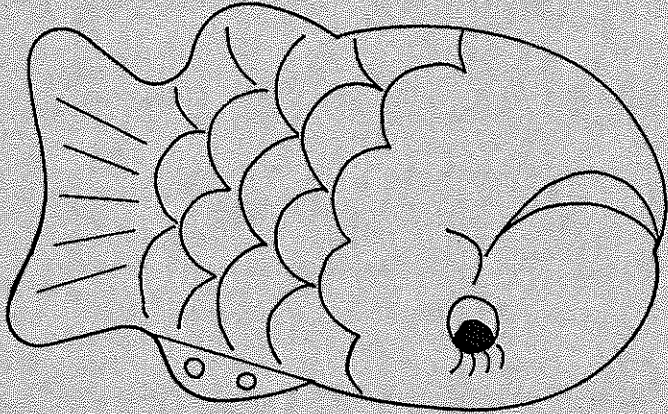




Make sure you observe the ☺ .

ALLEGRETTO

Violin hand - Make sure 4th finger curved.

ETUDE

Make sure 2's on A&E string are low and the 2's on the D&G string are high.



TWINKLE THEME

*Check playing position.
Watch bow.*

O COME, LITTLE CHILDREN

Check dynamics.

TWINKLE (ANY VARIATION)

*Forearm motion. Arm moves from
the elbow like a "gate."*

O COME, LITTLE CHILDREN

Begin phrases up-bow.

LIGHTLY ROW

Violin on shoulder..

GO TELL AUNT RHODY

Remember the echo.

LIGHTLY ROW

*Make sure bow distribution is
Correct. (Alternating short notes in
the lower and upper half of bow.).*

GO TELL AUNT RHODY

Check bow distribution.

SONG OF THE WIND

*Measure 3-4: Make sure 3rd finger hops
between strings (avoid rolling finger).*

GAVOTTE

Make sure lift bows don't bounce.